

SCOPE OF DELIVERY

POWERPAINTER 90 EXTRA SPRAYPACK	Art. Nr.
Basic unit, PowerPainter 90 Extra	-
Airless gun Vector Pro, 1/4", incl. TradeTip 3 nozzle holder, with 4-finger trigger	538040
HP hose DN6, 15 m	9984574
HEA ProTip 517	554517
Pressure gauge set assy. HEA(MPa)	2383995
EasyGlide, special oil, 118 ml	508619
PP 90 EXTRA SPRAYPACK CARD VERSION - DPPPE	2401275
PP 90 EXTRA SPRAYPACK SKID VERSION - DPPPE	2414079



INNOVATION SINCE 1947

Perfect surfaces and added value are our passion. Bringing colour, protection and function to surfaces is our mission. We dedicate all of our technical expertise to your objects and products, and support you with personal service. Using innovative technologies and highly efficient, reliable and user-friendly solutions, we are constantly setting new standards in surface technology.



Anyone purchasing a WAGNER paint spraying unit automatically receives a three-year manufacturer's warranty. But we can do more: If you register online, you can extend this warranty for a further two years, free of charge!

go.wagner-group.com/3plus2


HEA TECHNOLOGY

HEA stands for High Efficiency Airless, the innovative nozzle technology revolutionising airless spraying. HEA tips allow the pressure of the spray device to be reduced right down and allow it to work in the low-pressure range (ideally at 80 - 140 bar). The tips can be used with all TradeTip 3 tip holders and WAGNER devices.



go.wagner-group.com/hea-protip

Standard airless technology



ADVANTAGES OF SPRAYING

Are you interested in knowing why spraying is better than using a roller? Efficient processes keep working time and costs to a minimum. Further advantages include an easier way of working, clean transportation of materials to and around the site and the professional image. Technological advantages include the following:


- Time savings: faster paint application than using brushes and rollers
- Even coverage in just one pass
- Direct intake from the paint container
- No cutting-in. Cleanly and easily spray corners and edges

NOZZLES – THE HEART OF THE SPRAYING PROCESS:

No matter which technology you work with, the tip decides the surface quality: They define the spray pattern, atomise the materials, influence the working speed and are critical for the delivery rate that the pump must achieve. Top-quality tips are essential for a high-quality surface finish in line with your professional standards.

The nozzle angle determines the width of the spray angle, e.g. in this case 50°.

The bore diameter (in this case, 0.017 inch) determines the flow volume and thus the amount of paint applied.



The ideal distance from the object is always around 300 mm.

QUICK HELP



go.wagner-group.com/tips-tricks

ACCESSORIES

HOSES

HP hose DN6, 27 MPa, NPSM 1/4", 15 m 9984574

GUN AND TIP

Airless gun Vector Pro, 1/4", incl. TradeTip 3 nozzle holder, with 4-finger trigger 538040

Airless gun Vector Grip, 1/4", incl. TradeTip 3 nozzle holder, with 4-finger trigger 538043

TradeTip 3 nozzles 0553XXX

HEA ProTip nozzles 0554XXX

Nozzle holder, G-thread 7/8", for TradeTip 3 nozzles 0289390

OTHERS

Nozzle extension, 30 cm, G-thread, with holder without nozzle 556075

Nozzle extension, 15 cm, G-thread, with holder without nozzle 556074

EasyGlide special oil; 118 ml 508619

TipClean, container incl. special cleaner; 200 ml 2400214

EasyClean, cleaning and corrosion protection; 1 L 2412656

Hopper for lacquer application; 5 L 2423122



POWERPAINTER 90 Extra

BE UNSTOPPABLE!

go.wagner-group.com/contractor

J. Wagner GmbH | Otto-Lillenthal-Strasse 18 | D-88677 Markdorf
Phone: +49 (0) 7544 / 505-1666 | Mail: info@wagner-group.com | wagner-group.com

Subject to changes · EN · 2413791 · 2021

POWERPAINTER 90 Extra

Weight card / skid version	23 kg / 10,2 kg
Motor output	0,8 kW
Voltage	230 V / 50 Hz
Max. nozzle size	0,019"
Max. operating pressure	200 bar, 20 MPa
Max. delivery rate	1,6 l/min
Delivery volume 12 MPa	1,6 l/min
Max. Viscosity	20.000 mPas
Article number card / skid version	2401275 / 2414079



More about PowerPainter 90 Extra online:
go.wagner-group.com/pp90extra

Comfortable: The variably adjustable telescopic handle allows a convenient transport on the construction site and a space-saving storage of the device.

Pressure gauge: Allows the perfect control of pressure in coordination with the material being processed.

Integrated toolbox: Ideal for storing tools and accessories.

DIN 6, 15 m high-pressure hose: for a large radius of action.



Also available as skid-version



Innovative HEA nozzle technology: two nozzle bores, one directly in front of the other, guarantee a perfect spray pattern with high material throughput even in low pressure ranges.

Ergonomic airless gun: for fatigue-free and safe work.

Double-Acting-piston pump: for consistent material feed

Inlet pusher valve: for a high operating reliability and easy commissioning. Just the press of a finger, and the valve is free

ELECTRIC PISTON PUMP

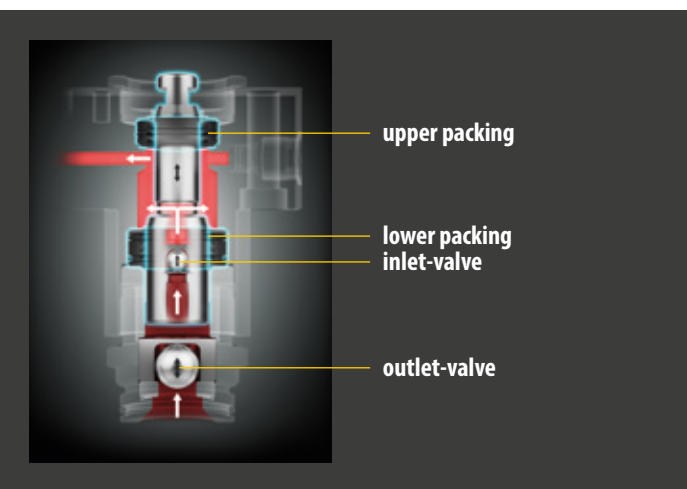
Do you mostly work with viscose or filler materials? Then an electric WAGNER piston pump is the the best support for you. The high suction power produced by the piston's lifting motion makes it ideal for this type of material.

1. VARIOUS PERFORMANCE CLASSES FOR PROFESSIONAL AND SEMI-PROFESSIONAL USERS:

With the third generation of piston pumps from WAGNER, you have a choice of machines for large or small sites. They cover a broad range of paints and emulsions - right through to high-viscosity and filler materials for interior and exterior use.

2. NO CONTINUOUS RUNNING:

Piston pumps only operate when you have to build up pressure. The rest of the time, the drive is on 'standby'. This protects wear parts and has a positive impact on site noise levels.



More about technology:
go.wagner-group.com/technologies

HOW TO SPRAY?

TIP 1: EVEN DISTANCE - APPROX. 30 CM

TIP 2: 90° ANGLE TO THE SURFACE

TIP 3: CONSISTENT SPRAYING SPEED







TIP 4: 30% PAINT OVERLAP

TIP 5: THE RIGHT SEQUENCE - CORNERS AND EDGES FIRST THEN LARGE SURFACES

TIP 6: START MOVING THE GUN BEFORE SPRAYING

RECOMMENDED USE

MATERIALS:

 Water and solvent-based lacquers, lacquer paints, oils, separating agents	 Synthetic resin varnishes, PVC lacquers, 2K lacquers
 Primers, fillers	 Fire protection, rust protection paints
 Emulsion and latex paints, adhesives, sealants	OBJECT SIZE: 

SPRAYGUIDES

This is where you'll find answers about how to set up your device to suit the material and which paints and lacquers give the best spray results with your WAGNER model. go.wagner-group.com/sprayguide

